

February 2010 Nights & YTD							
	Japan	China	Korea	Australia	India*	Other Asia	Total
Denmark							
2009 YTD	9255	4742	641	2275	0	11232	28145
2010 YTD	6876	5543	934	2667	0	14098	30118
%	-25.71%	16.89%	45.71%	17.23%	0.00%	25.52%	7.01%
2009 Feb	5113	2984	293	941		5994	15325
2010 Feb	4107	2705	448	1050		7080	15390
%	-19.68%	-9.35%	52.90%	11.58%	0.00%	18.12%	0.42%
Norway							
2009 YTD	3887	2060	650	1764	0	7405	15766
2010 YTD	5778	1793	799	1871	0	9040	19281
%	48.65%	-12.96%	22.92%	6.07%	0.00%	22.08%	22.29%
2009 Feb	2162	994	306	733	0	3707	7,902
2010 Feb	3278	732	312	977	0	4679	9,978
%	51.62%	-26.36%	1.96%	33.29%	0.00%	26.22%	26.27%
Sweden							
2009 YTD	8,853	8,666	1,283	4,109	6,859	8,415	38,185
2010 YTD	8,457	9,015	2,491	4,600	6,617	8,581	39,761
%	-4.47%	4.03%	94.15%	11.95%	-3.53%	1.97%	4.13%
2009 Feb	4,731	4,047	487	1,955	3,998	4,345	19,563
2010 Feb	4,992	4,258	1,691	2,154	4,203	4,386	21,684
%	5.52%	5.21%	247.23%	10.18%	5.13%	0.94%	10.84%
Total							
2009 YTD	21995	15468	2574	8148	6859	27052	82096
2010 YTD	21111	16351	4224	9138	6617	31719	89160
%	-4.02%	5.71%	64.10%	12.15%	-3.53%	17.25%	8.60%
2009 Feb	12006	8025	1086	3629	3998	14046	42790
2010 Feb	12377	7695	2451	4181	4203	16145	47052
%	3.09%	-4.11%	125.69%	15.21%	5.13%	14.94%	9.96%

* *Statistic for India is only available for Sweden.*

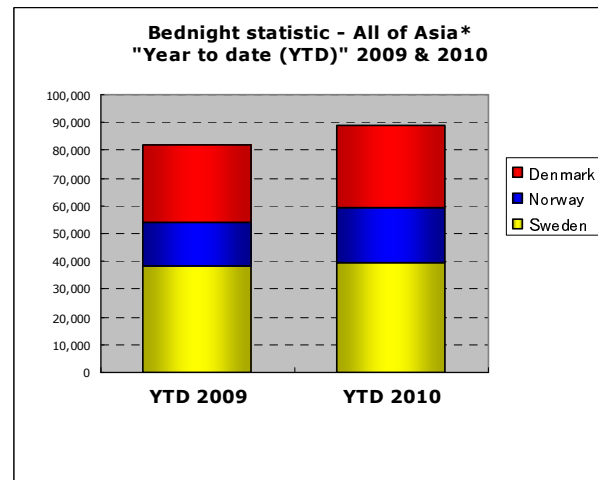
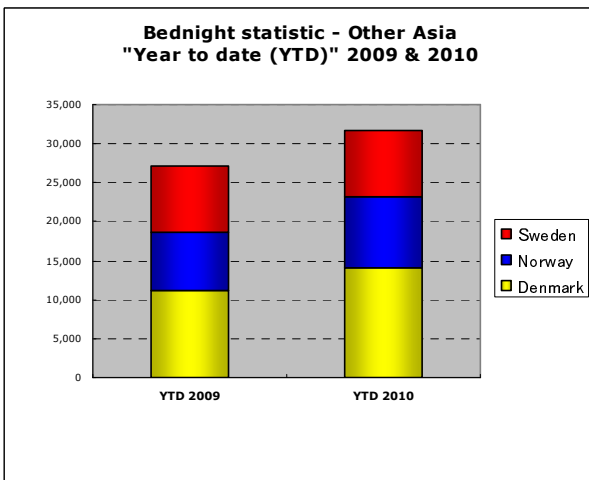
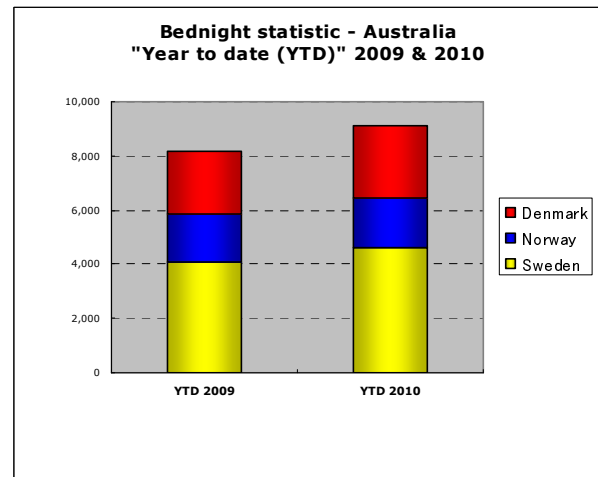
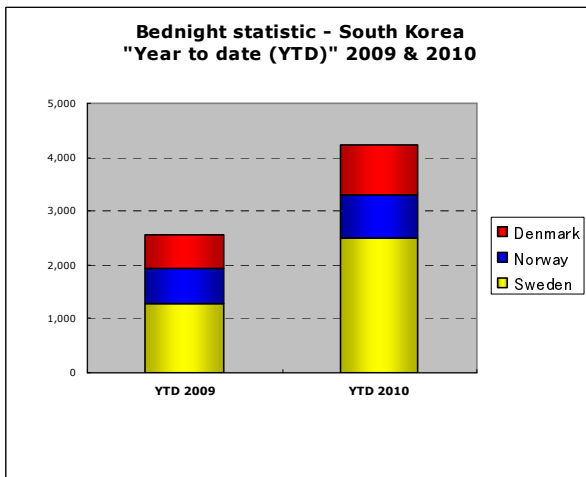
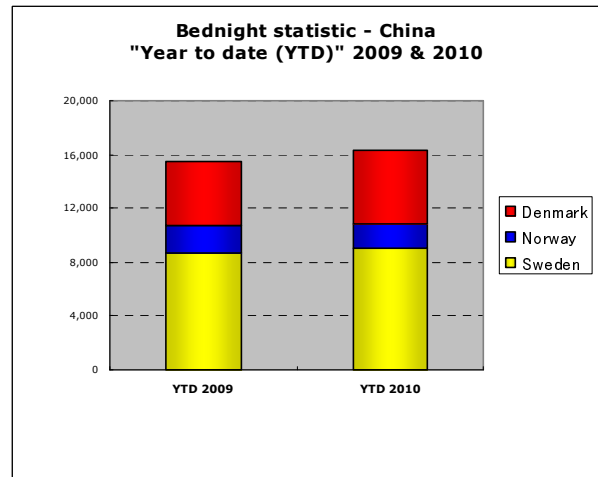
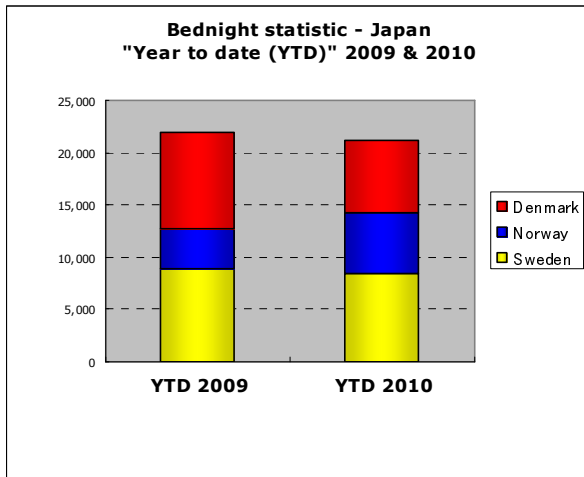
In the statistics from Norway and Denmark, India is included in Other Asia

Updated Source: 2010-04-22

http://statbank.ssb.no/statistikkbanken/Default_FR.asp?Productid=10.11&PXsid=0&nvl=true&PLanguage=0&tilside=selecttable/MenuSelP.asp&SubjectCode=10

<http://www.visitdenmark.dk/danmark/da-dk/menu/danskturisme/tal/overnatningstal/nye-regioner/overnatningstal.htm>

Nutek & SCB/Nutek & Statistics Sweden



* All of Asia includes: Japan, China, South Korea, Australia, and other Asia